








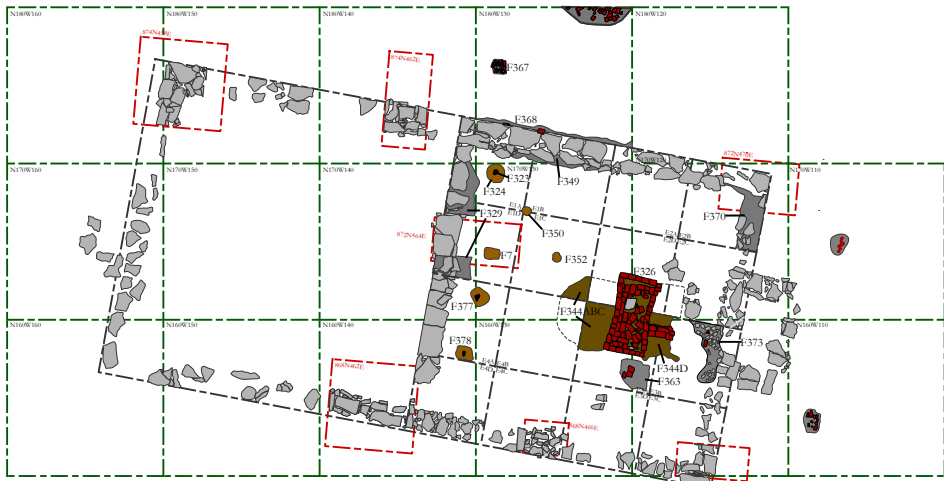


-  Subfloor pit
-  Trench
-  Posthole and Postmold
-  Limestone
-  Brick
-  Other features
-  1976 Excavation grid
-  1990 Excavation grid
-  1991 Excavation grid



B40N462E