

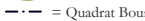


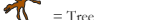
W225 S310 = Quadrat ID


F01 = Feature Number


 = Plaster Floor


 = Raised Plaster Platform

 = Quadrat Boundary

 = Tree

 = Stone Foundation

 = Partition, conjectural

 = Feature, approximate location and shape

